

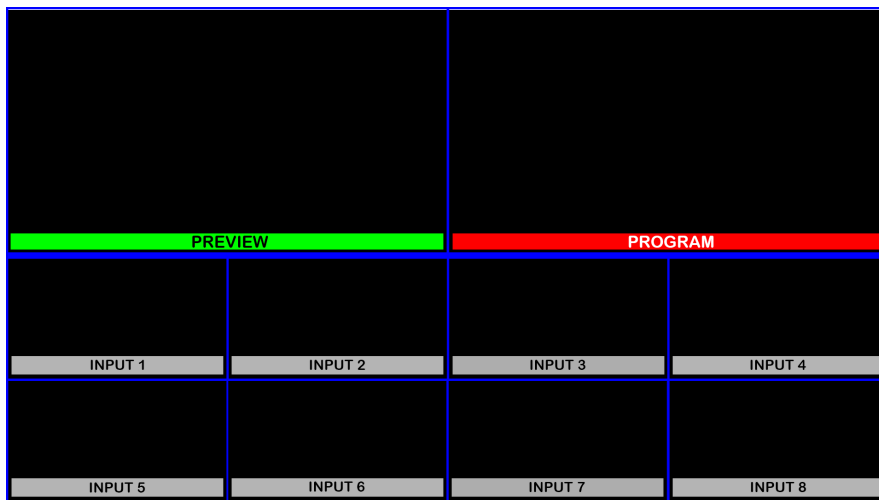
SWITCHER / SIM

LESSON 1 READING MATERIAL

Any live production is comprised of 3 major Sources:

- 1) **Cameras**
- 2) **Pre-recorded Videos**
- 3) **Graphics**

In order for a **Technical Director (TD)** to be able to see all of these in one place, live production equipment such as a BlackMagic Design ATEM Switcher or Newtek Tri-Caster use a single screen format that shows all possible inputs available to the TD. This is called the **Multiview Screen**. Small productions will use a layout very similar to the one at the top of your screen where larger productions such as the Super Bowl will have over 20 Multiview screens.



VOCABULARY

Cameras - Video source that comes from a live camera

Pre-recorded Videos - Videos that have been produced prior to the show that will be played back during the show (Commercials, Hype Videos, PSA's, etc.)

Graphics - Still or Motion images used to enhance the quality of the production (Lower Thirds, Stats, Results, etc.)


Technical Director (TD) - The person who chooses which input to send to the live show. They also direct cameras on what to film during the production.

Multiview Screen - Single screen that displays all active inputs and sources for the Technical Director to choose from.

SWITCHER / SIM

LESSON 1 READING MATERIAL

When setting up your Multiview prior to the start of your production it is very important to label each input correctly. The labels are not just for the TD to know what **Source** is in each window but also for the **Producer**. The producer will use the labels to help the TD when calling for commercials, graphics, or other show elements.



VOCABULARY

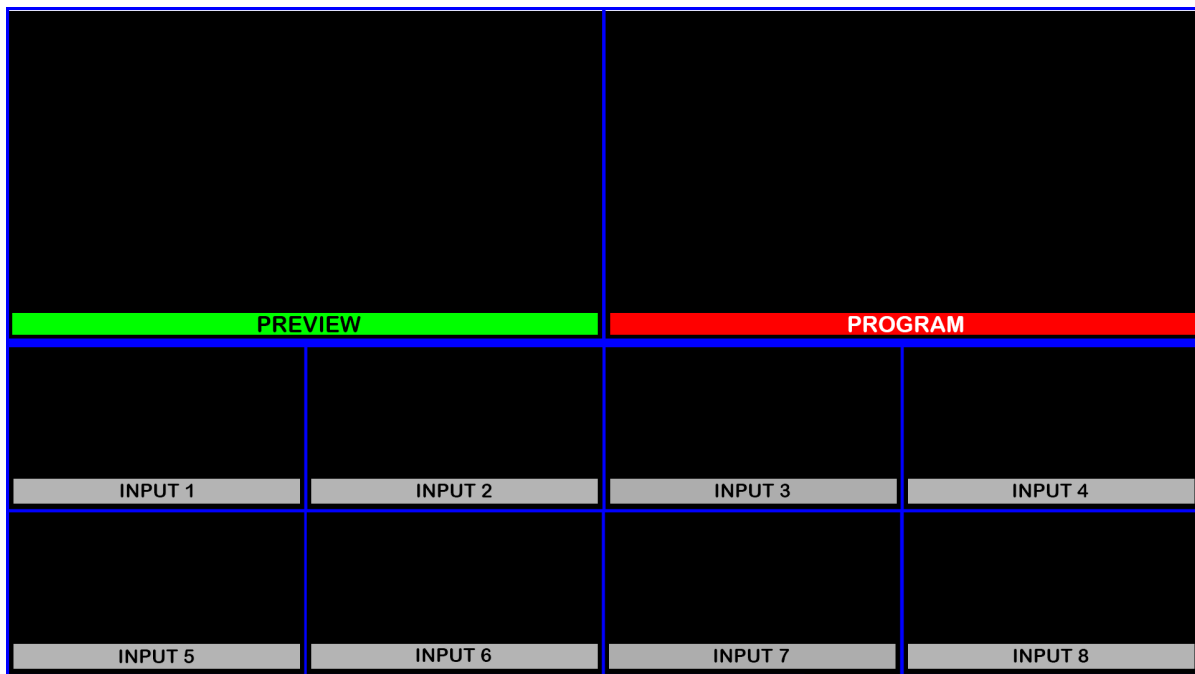
Source - Where the image or video on the Multiview window is coming from. (Camera,, Replay, Digital Playback, etc.)

Producer - Organizes the show rundown, assists the Technical Director with calling the show, makes certain that all assets are executed. (Commercials, in-game promotions, sponsor reads, etc.)

SWITCHER / SIM

LESSON 1 READING MATERIAL

The Multiview on your screen is how it will look when you arrive on site and turn on the **Switcher**. As you become more familiar with switching a live show you will have more control on how the Multiview layout looks. Each TD has certain inputs they like in certain places. For now though, you will use the industry standard layout.



VOCABULARY

Switcher - Production hardware and software that takes multiple inputs and allows a Technical Director to create a live show while “switching” through the various inputs at different times during the production.

SWITCHER / SIM

LESSON 1 READING MATERIAL

The top 2 windows will be your **Preview** and **Program**, the middle 4 windows will be Cameras, and the bottom 4 windows will be used for graphics, digital playback, and instant replay.



VOCABULARY

Preview - Upper left window of the Multiview screen which lets you see an input source in a larger format. This is also the screen that will be moved to Program if a TD uses transitions.

Program - Upper right window of the Multiview screen and is the LIVE input source being sent to the production. Which ever input is active in the Program window will be seen by either the TV audience or crowd in the stadium.